

**REDUCTION OF LANDSLIDE VULNERABILITY BY MITIGATION MEASURES  
PROJECT (RLVMMP) FUNDED BY AIIB  
Minutes of Pre-Tender Meeting No-1  
CONTRACT NO: RLVMMMP/GOODS/NCT/04R-LOT 1/2/3/4/5/6/7/8**

**Pre-Tender Meeting** on 17<sup>th</sup> November at 10.00 a.m.

Venue : Auditorium of NBRO head office, Jawatta Road Colombo 05.

Participants : Please Refer Annex -01

**1. Following Clarifications were made at the meeting on the questions raised by the Tenderers**

Item	Question	Answer
1	Is it required to take the PCA3 certificate for Lot 05 as the estimated amount is less than LKR 5 million?	No. It is not required for Lot 05.
2	<p><b>Section VII – Schedule of Requirements Lot 02</b></p> <p>Item 2.2.7 – Detector It is not clear whether the requirement is CCD or CID?</p> <p>Item 2.2.17 – Autosampler It mentions as 100 of 15ml-50ml volume tubes are required. However, it mentions as a volume range from 15ml-50ml. please clarify.</p>	<p>Requirements under Item 2.2.7 and 2.2.17 were amended.</p> <p>Please refer the Addendum 01.</p>
3	<p><b>Section VII – Schedule of Requirements Lot 03</b></p> <p><b>Item 3.1.9 – Number of vessels</b> It is not clear whether the requirement is 12 Nos. or 24 Nos.?</p>	<p>Requirement under Item 3.1.9 was amended.</p> <p>Please refer the Addendum 01.</p>
4	<p><b>Section VII – Schedule of Requirements Lot 04</b></p> <p><b>Item 4.2.11 – Service conditions</b> It mentions as temperature min. 100C to max. 450C. is it correct?</p> <p><b>Item 4.2.12 – Specification</b> It mentions as temperature min. -200C to max. 600C. is it correct?</p>	<p>Item 4.2.11 and 4.2.12 were corrected.</p> <p>Please refer the Addendum 01.</p>

Item	Question	Answer
5	<p><b>Section VII – Schedule of Requirements Lot 05</b></p> <p><b>Item 5.1.2 – Minimum Pixels</b>  <b>Item 5.1.17 – Video Recording Modes</b>  <b>Item 5.1.45 - Accessories</b></p> <p>The mentioned requirements of the above three items seems to be derived from a specific model. Most of the currently available cameras comes up with higher resolution. Therefore, it was requested to generalize the requirements.</p>	<p>Requirements under Item 5.1.2, 5.1.17 and 5.1.45 were amended.</p> <p>Please refer the Addendum 01.</p>
6	<p><b>Item 5.2.16 – Document feeder</b>  Is it necessary to hv a 300-sheet document feeder when considered about the expected outcome?</p> <p><b>Item 5.2.21 – PDL</b>  Is it necessary to come up with all the mentioned formats?</p> <p><b>Item 5.2.24 – Scan Speed</b>  Is it really required to hv a 120 spm duplex scanner when considered about the actual requirement?</p>	<p>Requirements under Item 5.2.16, 5.2.21 and 5.2.24 were amended.</p> <p>Please refer the Addendum 01.</p>
7	<p><b>Section VII – Schedule of Requirements Lot 06</b></p> <p><b>Item 6.1.33 – Gen set should be manufactured by engine or alternator manufacturer</b>  This item limits the number of suppliers as there are only few suppliers who complies with the above requirement and the most of the suppliers are assembling the generators in Sri Lanka.</p> <p><b>Item 6.1.65 – No. &amp; type of fire extinguishers provided</b>  This is relevant to fire protection. Is it required by the supplier to provide fire extinguishers?</p>	<p>Item 6.1.33 and 6.1.65 were deleted.</p> <p>Please refer the Addendum 01.</p>

Item	Question	Answer
8	<p><b>Section VII - Schedule of Requirements Annex 01</b></p> <p>It mentions the rated output as not less than 450 kVA (in pages 146, 149 &amp; 152) which contradicts with the prime power rating of 400kVA</p>	<p>Several changes were done to requirements of Annex 01.</p> <p>Please refer the Addendum 01.</p>
9	<p><b>Section VII - Schedule of Requirements Lot 07</b></p> <p>7.1.1 – Specification 7.2.1 - Specification 7.3.1 – Specification 7.4.1 – Specification 7.6.1 - Specification 7.7.1 – Specification 7.8.1 - Specification 7.9.1 – Specification</p> <p>The above-mentioned items does not specify the material type, sizes of lockers and number of lockers. Please specify those.</p>	<p>Requirements under Items 7.1.1, 7.2.1, 7.3.1, 7.4.1, 7.6.1, 7.7.1, 7.8.1, 7.9.1 were amended.</p> <p>Please refer the Addendum 01.</p>
10	<p>Is it possible to extend the tender submission date as the remaining days will not be sufficient to do the tender submission as it is required to get the consents from manufacturers and suppliers under the prevailing conditions.</p>	<p>Yes. The deadline for tender submission shall be 15.12.2023 at 14.00 hrs.</p>

**2. Tenderers were also requested to pay their attention on following areas before submitting their tenders.**

- 2.1. It was informed to Tenderers that it is required to specify the techniques included with the equipment in a simple manner in order to get a clear idea about the techniques, and also to refer the relevant techniques to the submitted brochures and technical documents in order to confirm that the mentioned techniques are really included to the equipment.
- 2.2. It was informed to tenderers who are willing to quote for Lot 06 to annex a Maintenance agreement for 05 years after the first 02 years mentioning the maintenance prices.

### 3. Following Revisions shall be made to the Tender Document

#### 3.1. Revisions to Section II – Tender Data Sheet (TDS)

ITT Clause	Original	Revised
ITT 18.1	The Tender validity period shall be 119 days from the deadline for Tender Submission. i.e. : 03.04.2024.	The Tender validity period shall be 119 days from the deadline for Tender Submission. i.e. : 12.04.2024.
ITT 19.1	<p>A Tender Security “<i>shall be</i>” required.</p> <p>The amount and currency of the Tender Security for each lot shall be as follows.</p> <p>Lot 1 : LKR 560,000.00            Lot 2 : LKR 550,000.00            Lot 3 : LKR 225,000.00            Lot 4 : LKR 645,000.00            Lot 5 : LKR. 35,000.00            Lot 6 : LKR. 475,000.00            Lot 7 : LKR. 400,000.00            Lot 8 : LKR. 175,000.00</p> <p>[Note: Tender Security is required for each lot as per amount indicated against each lot. Tenderers have the option of submitting one Tender Security for all lots (for the combined total amount of all lots) for which Tenders have been submitted, however if the amount of Tender Security is less than the total required amount, the Purchaser will determine for which lot or lots the Tender Security amount shall be applied.]</p> <p>A Tender-Securing Declaration “<i>shall not be</i>” required.            If the Tenderer performs any of the actions prescribed in ITT 19.7 (a) or (b), the Recipient will declare the Tenderer ineligible to be awarded contracts by the Employer for a period of 03 years</p>	<p>A Tender Security “<i>shall be</i>” required.</p> <p>The amount and currency of the Tender Security for each lot shall be as follows.</p> <p>Lot 1 : LKR 560,000.00            Lot 2 : LKR 550,000.00            Lot 3 : LKR 225,000.00            Lot 4 : LKR 645,000.00            Lot 5 : LKR. 35,000.00            Lot 6 : LKR. 475,000.00            Lot 7 : LKR. 400,000.00            Lot 8 : LKR. 175,000.00</p> <p>Tender Security shall be valid <b>147 days</b> (from 15.12.2023 to 10.05.2024)</p> <p>A Tender-Securing Declaration “<i>shall not be</i>” required.            If the Tenderer performs any of the actions prescribed in ITT 19.7 (a) or (b), the Recipient will declare the Tenderer ineligible to be awarded contracts by the Employer for a period of 03 years</p>
ITT 22.1	<p>For <b>Tender submission purposes</b> only, the Purchaser’s address is:</p> <p>Attention: Chairman            Project Procurement Committee            Reduction of Landslide</p>	<p>For <b>Tender submission purposes</b> only, the Purchaser’s address is:</p> <p>Attention: Chairman            Project Procurement Committee            Reduction of Landslide            Vulnerability by Mitigation</p>

	<p>Vulnerability by Mitigation Measures Project Address: National Building Research Organisation, No 99/1, Jawatta Road, Colombo 05.</p> <p>Country: Sri Lanka</p> <p><b>The deadline for Tender submission is:</b> Date: <i>06.12.2023</i> Time: <i>14.00 hrs</i></p>	<p>Measures Project Address: National Building Research Organisation, No 99/1, Jawatta Road, Colombo 05.</p> <p>Country: Sri Lanka</p> <p><b>The deadline for Tender submission is:</b> Date: <i>15.12.2023</i> Time: <i>14.00 hrs</i></p>
<b>ITT 25.1</b>	<p>The Tender opening shall take place at: Address: National Building Research Organisation, No 99/1, Jawatta Road, Colombo 05.</p> <p>Country: Sri Lanka Date: <i>06.12.2023</i> Time: <i>14.00 hrs</i></p>	<p>The Tender opening shall take place at: Address: National Building Research Organisation, No 99/1, Jawatta Road, Colombo 05.</p> <p>Country: Sri Lanka Date: <i>15.12.2023</i> Time: <i>14.00 hrs</i></p>
<b>ITT 32.1</b>	<p>The currency that shall be used for Tender evaluation and comparison purposes to convert at the selling exchange rate all tender prices expressed in various currencies into a single currency is: <b><i>Sri Lankan Rupees (LKR)</i></b></p> <p>The source of the selling exchange rate shall be: <b><i>Central Bank of Sri Lanka</i></b></p> <p>The date for the selling exchange rate shall be: <b><i>08.11.2023</i></b></p>	<p>The currency that shall be used for Tender evaluation and comparison purposes to convert at the selling exchange rate all tender prices expressed in various currencies into a single currency is: <b><i>Sri Lankan Rupees (LKR)</i></b></p> <p>The source of the selling exchange rate shall be: <b><i>Central Bank of Sri Lanka</i></b></p> <p>The date for the selling exchange rate shall be: <b><i>17.11.2023</i></b></p>

### 3.2. Revisions to Section VII – Schedule of Requirements

#### 3.2.1. Lot 2: Procurement of Laboratory Equipment II

##### Item 2.2 – Inductively Coupled Plasma Optical Emission Spectrometer with Auto Sampler

Item No.	Features	Original	Corrected Requirement
2.2.7	Detector	Continuous wavelength coverage CCD or CID detector	Continuous wavelength coverage CCD or CID detector (If not please specify)
2.2.17	Autosampler	Minimum 100 vial positions with 15 mL-50 mL tubes (tubes should be provided – minimum 500 pieces of 15 mL and 50 mL tubes from each) and minimum 3 washing containers (washing containers should be supplied with instrument)	A minimum of 100 positions for 15 mL tubes is required. The number of positions for 50 mL tubes should be specified clearly (If available), a minimum of 500 pieces of 15 mL and 50 mL tubes from each, and a minimum of 3 washing containers should be supplied.

Refer amended page nos. 92 & 94 in Annex 02 of Addendum 01.

#### 3.2.2. Lot 3: Procurement of Laboratory Equipment III

##### Item 3.1 – Microwave Digester

Item No.	Features	Original	Corrected Requirement
3.1.9	Number of vessels	12 Nos. or 24 Nos. in a rotor (Price should be given separately)	24 Nos. in a rotor
Add-3.1.30	Applications	-	Soil with high organics, Fertilizer, Food with high fats, Cosmetics, Pharmaceuticals, Wastewater, Cement, Admixtures, other construction materials (Si content is required), Mineral aggregates, etc.

Refer amended page nos. 96 & 98 in Annex 02 of Addendum 01.

### 3.2.3. Lot 4: Procurement of Laboratory Equipment IV

#### Item 4.2 – Humidity Cabinet

Item No.	Features	Original	Corrected Requirement
4.2.11	Service conditions	Temperature min. 100C to max. 450C Humidity min.10% to max.95%	Temperature min. 10°C to max. 45°C Humidity min.10% to max.95%
4.2.12	Specification	Temperature min. -200C to max. 600C Humidity min.17% to max.95% or specify	Temperature min. -20°C to max. 60°C Humidity min.17% to max.95% or specify

Refer amended page no. 101 in Annex 02 of Addendum 01.

### 3.2.4. Lot 5: Procurement of Cameras & Printer

#### Item 5.1 – Camera

Item No.	Features	Original	Corrected Requirement
5.1.2	Minimum Pixels	Actual: 24.7 Megapixel Effective: 24.3 Megapixel	Actual: 24 Megapixel Effective: 24 Megapixel
5.1.17	Video Recording Modes	XAVC S Full HD (1920 x 1080) at 24.00p/29.97p/59.94p [50 Mb/s] AVCHD Full HD (1920 x 1080) at 59.94p [28 Mb/s] <i>Full HD (1920 x 1080) at 24.00p/59.94i [17 to 24 Mb/s]</i> MP4 <i>HDV (1440 x 1080) at 29.97p [12 Mb/s]</i> <i>SD (640 x 480) at 29.97p [3 Mb/s]</i>	XAVC S Full HD (1920 x 1080) at 24.00p/29.97p/59.94p [50 Mb/s] or Higher Resolution AVCHD Full HD (1920 x 1080) at 59.94p [28 Mb/s] or Higher Resolution Full HD (1920 x 1080) at 24.00p/59.94i [17 to 24 Mb/s] or Higher Resolution MP4 HDV (1440 x 1080) at 29.97p [12 Mb/s] SD (640 x 480) at 29.97p [3 Mb/s]
5.1.45	Accessories	16-50mm Lens Additional NP-FW50 Rechargeable Lithium-Ion Battery 64GB Ultra UHS-I SDHC Memory Card Multi Card Reader USB 3.0 Standard Shoulder Bag & Professional Cleaning kit	18-45mm (Kit Lens) Additional Rechargeable Lithium-Ion Original Battery 64GB Ultra UHS-I SDHC Memory Card Multi Card Reader USB 3.0 Standard Shoulder Bag & Professional Cleaning kit

Refer amended page nos. 110, 111 & 112 in Annex 02 of Addendum 01.

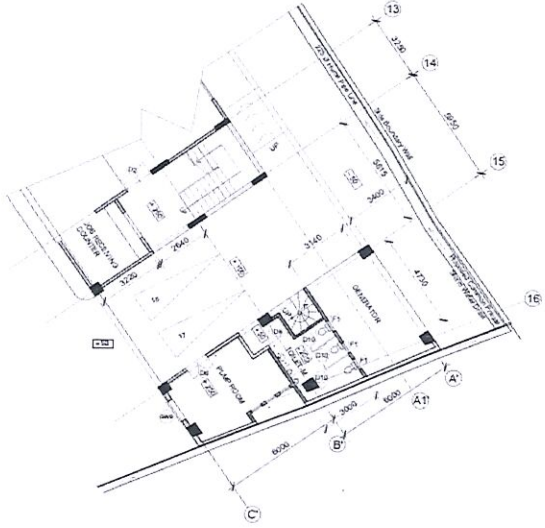
**Item 5.2 – Multi-function printing solution**

Item No.	Features	Original	Corrected Requirement
5.2.16	Document feeder	300-sheet DSDF	100-sheet DSDF
5.2.21	PDL	PCL6 Emulation, PS3 Emulation, XPS	PCL6 Emulation or PS3 Emulation or XPS
5.2.24	Scan Speed	DSDF Up to 240 spm (Duplex) / Up to 120 spm (Simplex) (300 dpi)	DSDF Up to 35 spm (Duplex) / Up to 70 spm (Simplex) (300 dpi)

Refer amended page no. 113 in Annex 02 of Addendum 01.

**3.2.5. Lot 6: Procurement of Generator System**

**Item 6.1 – Generator System 400kVA**

Item No.	Features	Original	Corrected Requirement
			
6.1.33	Gen set should be manufactured by engine or alternator manufacturer	To be confirmed	Deleted



6.1.65	No. & type of fire extinguishers provided	Please specify.	<b>Deleted</b>
Add – 6.2			ATS PANEL (MCCB Type, Form 3b) Supply and installation of ATS panel with LV cables & ATS manufacturer shall follow IEC 60439/61439 standard.
Add – 6.2.1	Name of manufacturer		Please specify
Add – 6.2.2	Country of manufacturer		Please specify
Add – 6.2.3	Location of factory		Please specify
Add – 6.2.4	Make & Model		Please specify
Add – 6.2.5	Cable length of 18m (185mm <sup>2</sup> x 4C		Please specify
Add – 6.3			Testing, commissioning and training of owner's staff assigned for generator OPERATION at the site.

The requirement mentioned as “Please refer the Annex 01-Detailed Specification requirement of Generator system mentioned at the end of this Section 3” on page 122 shall be deleted and replaced as follows.

Please consider the followings.

- Refer Annex 01 for Detailed Specification requirement of Generator system mentioned at the end of this Section 3.
- The Maintenance agreement for 05 years after the first 02 years, shall be submitted in accordance with the Annex 02 - Maintenance Price Schedule Form.
- The Unit Price mentioned in the Price Schedule shall consist with all the components listed in the Annex 03 – Itemized Price Schedule for Lot 06.

Refer amended page nos. 114 to 122, 158-I & 158-ii in Annex 02 of Addendum 01.

### 3.2.6. Annex 01: Detailed Specification Requirement for Generator System

#### **Item 3.1 General Requirements (Page No. 146) – First sentence of the Second paragraph shall be replaced as follows.**

Rated output power of individual diesel generator shall be not less than 440 kVA at 0.8 power factor at generator output terminals.

#### **Item 3.6.2 Engine-Generator Set – Ratings (Page No. 149) – requirement shall be replaced as follows.**

Standby power not less than the 440 kVA at 0.8 power factor rated speed 1500 rpm

#### **Item 1.7.3 Exhaust System (Page No. 151) – Last sentence shall be replaced as follows.**

The exhaust shall be extended upto 5m length.

#### **Item 3.8.1 Generator Alternator Parameters (Page No. 152) – requirement shall be replaced as follows.**

Rated Output – Not less than 440KVA

#### **Item 3.13.1 Maintenance (Page No. 156) – requirement shall be replaced as follows.**

The Vendor should provide comprehensive maintenance for the warranty period of 2 years from the date of commissioning including all necessary parts and consumables including oil, lubricants etc.

Additionally, submit the Maintenance agreement for 05 years after the first 02 years, in accordance with the Annex 02 (Maintenance Price Schedule Form). The total price of the maintenance price schedule shall not be included to the tender price. However, the total the total maintenance price shall be considered for tender evaluation.

#### **Item 3.12.2 Cables (Page No. 156) – requirement shall be replaced as follows.**

LV power cable (02 Nos. of 185 mm<sup>2</sup> x 4C) required for connection from diesel generator to ATS panel shall be supplied and installed. LV power cable shall be of copper conductor, unless otherwise specified, XLPE insulated, PVC sheathed non armoured four-core cables and shall be of 600/1000 volt grade complying with BS 5467 or IEC 60502. Conductor size of the cable shall be decided by considering the total allowable voltage drop in the cable and current rating.

### 3.2.7. Lot 7: Procurement of Mounting Tables & Accessories I

#### Item 7.1 – Center work Stainless table - Cement Laboratory

Item No.	Features	Original	Corrected Requirement
7.1.1	Specification	Work Top - Suitable for Heavy Duty work and should be clean easily	Work Top - Suitable for Heavy Duty work and should be clean easily Material-Stainless Steel, Frame material-High gauge steel powder coated
		Fixed Drawers for the table (Lockable)	03 Fixed Drawers cupboards -02Nos.(Lockable)
		Bottom Movable/Fixed cupboard in edges (Lockable)	Bottom Movable/Fixed cupboard in edges - 02Nos.(Lockable)

Refer amended page no. 123 in Annex 02 of Addendum 01.

#### Item 7.2 – Anti-Vibrational Table - Cement Laboratory

Item No.	Features	Original	Corrected Requirement
7.2.1	Specification	Work Top - Should be clean easily	Work Top - Suitable for Heavy Duty work and should be clean easily Material-Stainless Steel, Frame material-High gauge steel powder coated
		Fixed Drawers for the table (Lockable)	03 Fixed Drawers cupboards -02Nos.(Lockable)
		Fixed cupboard (Lockable)	Bottom Movable/Fixed cupboard in edges - 02Nos.(Lockable)

Refer amended page no. 124 in Annex 02 of Addendum 01.

#### Item 7.3 – Leveling Table I - Cement Laboratory

Item No.	Features	Original	Corrected Requirement
7.3.1	Specification	Fixed Drawers for the table (Lockable)	03Fixed Drawers Cupboard-01No. (Lockable)
		Fixed cupboard (Lockable)	Fixed cupboard 01No.(Lockable)

Refer amended page no. 124 in Annex 02 of Addendum 01.

**Item 7.4 – Working Table - Research and Miscellaneous Testing Area**

Item No.	Features	Original	Corrected Requirement
7.4.1	Specification	Size - (2000mm L x 1200mm W x 800 mm H)	Size - (2000mm L x 1500mm W x 900 mm H)
		Material - Should be specified	Material - 18 to 20mm thick phenolic resin or better material
		Fixed Drawers for the table (Lockable)	Drawer with cupboards-04Nos.
		Fixed cupboard (Lockable)	<b>Deleted</b>
		13A electrical outlets - 4	13A electrical outlets with power panel - 4

Refer amended page no. 125 in Annex 02 of Addendum 01.

**Item 7.6 – Chemical Storage - Research and Miscellaneous Testing Area**

Item No.	Features	Original	Corrected Requirement
7.6.1	Specification	Size - (600mm D x 600mm W x 1950mm H)	Size - (600mm D x 600mm W x 1800mm H)

Refer amended page no. 126 in Annex 02 of Addendum 01.

**Item 7.7 - Leveling Table II - Research and Miscellaneous Testing Area**

Item No.	Features	Original	Corrected Requirement
7.7.1	Specification	Fixed Drawers for the table (Lockable)	03 Fixed Drawers Cupboards - 1No. (Lockable)
		Fixed cupboard (Lockable)	Fixed cupboard with 02 shelves – 2Nos.(Lockable)

Refer amended page no. 127 in Annex 02 of Addendum 01.

**Item 7.8 - Center Work Leveling Table - Main Laboratory**

Item No.	Features	Original	Corrected Requirement
7.8.1	Specification	Fixed Drawers for the table (Lockable)	03 Fixed Drawers Cupboards - 1No. (Lockable)
			<b>Add</b> - Fixed cupboard with 02 shelves – 2Nos.(Lockable)

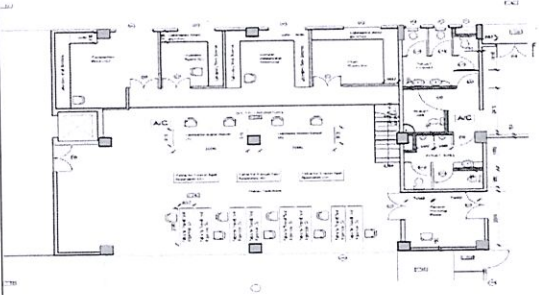
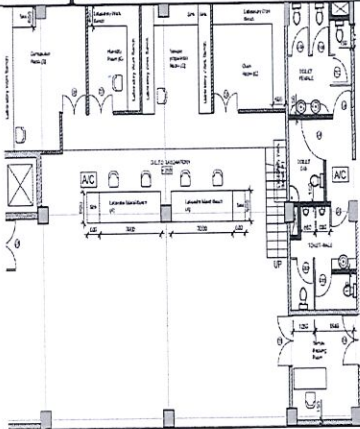
Refer amended page no. 128 in Annex 02 of Addendum 01.

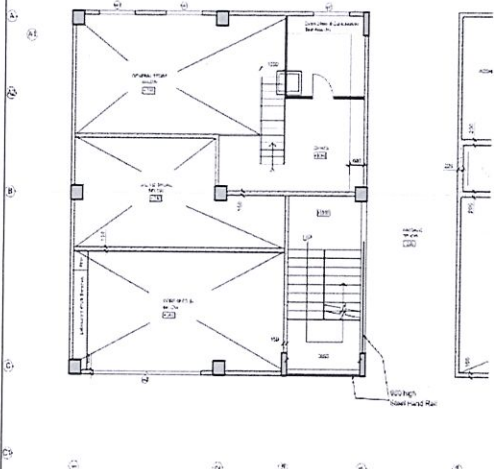
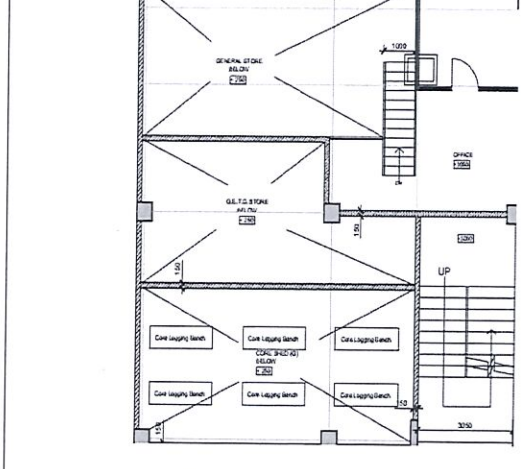
**Item 7.9 - Leveling Table III - Main Laboratory**

Item No.	Features	Original	Corrected Requirement
7.9.1	Specification	Fixed Drawers for the table (Lockable)	03 Fixed Drawers Cupboards - 1No. (Lockable) Add - Fixed cupboard with 02 shelves - 2Nos.(Lockable)

Refer amended page no. 129 in Annex 02 of Addendum 01.

**Item 7.18 - Laboratory Island Bench - (A)**

Item No.	Features	Original	Corrected Requirement
			

			
7.18.1	Warranty Period	Non corrosive materials, water absorption damages into structural materials and termite attack (if Board used)	Warranty Period- Two years from the date of installation and commissioning)

Refer amended page nos. 133 & 134 in Annex 02 of Addendum 01.

**Item 7.19 -**

Item No.	Features	Original	Corrected Requirement
7.19		Laboratory work bench I - for Compaction room, Humidity room, Sample preparation room, Direct shear test areas - (B), (C), (D), (F) & (H)	Laboratory work bench I - for Compaction room, Humidity room, Sample preparation room, - (B), (C), (D)
7.19.1	Warranty Period	Non corrosive materials, water absorption damages into structural materials and termite attack (if Board used)	Warranty Period- Two years from the date of installation and commissioning

Refer amended page no. 135 in Annex 02 of Addendum 01.

**Item 7.20 –**

<b>Item No.</b>	<b>Features</b>	<b>Original</b>	<b>Corrected Requirement</b>
7.20		Laboratory work bench II - for Oven room, Core shed areas - (E) & (I)	Laboratory work bench for Oven room, - (E)
7.20.1	Warranty Period	Non corrosive materials, water absorption damages into structural materials and termite attack (if Board used)	Warranty Period- Two years from the date of installation and commissioning

Refer amended page no. 136 in Annex 02 of Addendum 01.

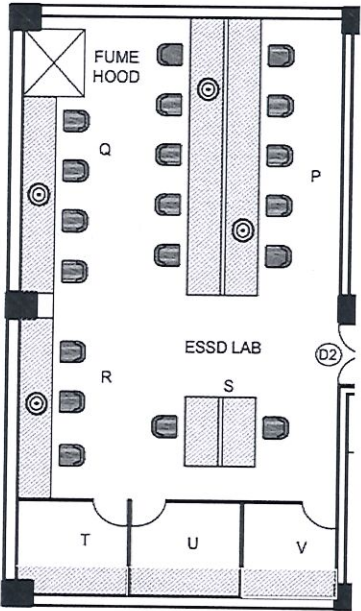
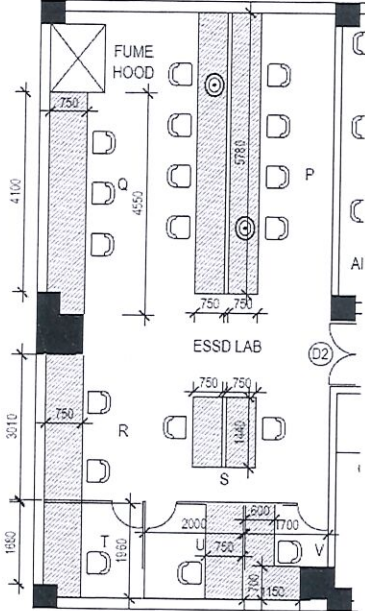
**Item 7.21 –**

<b>Item No.</b>	<b>Features</b>	<b>Original</b>	<b>Corrected Requirement</b>
7.21.1	Warranty Period	Non corrosive materials, water absorption damages into structural materials and termite attack (if Board used)	Warranty Period- Two years from the date of installation and commissioning
7.21.5		10. Nos of laboratory chairs should be supplied for (A), (B), (C), (D), (G), (H) & (I) areas. Comfortable, height adjustable, low back support/arm, movable 5 legged base laboratory chairs for the seating requirement.	10. Nos of laboratory chairs should be supplied for (A), (B), (C), (D), (G) areas. Comfortable, height adjustable, low back support/arm, movable 5 legged base laboratory chairs for the seating requirement.

Refer amended page nos. 137 & 138 in Annex 02 of Addendum 01.

3.2.8. Lot 8: Procurement of Mounting Tables & Accessories II

Item 8.1 - Laboratory benches with chairs

Item No.	Features	Original	Corrected Requirement
			

Refer amended page no. 140 in Annex 02 of Addendum 01.

Item 8.7 - Laboratory Bench (01 Nos.)- (P/S)

Item No.	Features	Original	Corrected Requirement
8.7	Laboratory Bench (01 Nos.)- (P/S)	Benches of the following Dimensions according to the available space of the Lab (Please note that dimension variation should not be exceeded 5 %) 5700mm (L) × 1500mm (W) × 1700mm (H)- P Bench 1400mm (L) × 1500mm (W) × 1700mm (H)- S Bench	Refer to the dimensions of the updated figure (Maximum tolerance for the dimensions is ± 10 %). Height: 900 mm.

Refer amended page no. 140 in Annex 02 of Addendum 01.



**Item 8.8 - Laboratory Bench (01 Nos.)- (Q/R)**

Item No.	Features	Original	Corrected Requirement
8.8	Laboratory Bench (01 Nos.)- (Q/R)	The length of the bench should be a well-fitted perimeter of the relevant area, <b>4100 mm (W)</b> -Q bench, <b>3780 (W)</b> -R bench, and <b>900 mm (H)</b> . (Please note that dimension variation should not exceed 5%)	Refer to the dimensions of the updated figure (Maximum tolerance for the dimensions is $\pm 10\%$ ). Two polypropylene molded sinks are not required.

Refer amended page no. 142 in Annex 02 of Addendum 01.

**Item 8.11 - Laboratory Bench (01 Nos. from each)- (T/U/V)**

Item No.	Features	Original	Corrected Requirement
8.11	Laboratory Bench (01 Nos. from each)- (T/U/V)	The length of the bench should be a well-fitted perimeter of the relevant area, 2000 mm (W)-T bench, 2000 (W)-U, 1700 (W)-V bench, and 900 mm (H). (Please note that dimension variation should not exceed 5 %)	Refer to the dimensions of the updated figure (Maximum tolerance for the dimensions is $\pm 10\%$ ).

Refer amended page no. 143 in Annex 02 of Addendum 01.

**Item 8.12 - Laboratory Chairs**

Item No.	Features	Original	Corrected Requirement
8.12	Laboratory Chairs	15. Nos of laboratory chairs should be supplied.	18. Nos of laboratory chairs should be supplied.
Add - 8.28	Site Verification	-	Dimension of the spaces/tables in the figure should be physically verified by the supplier with relevant arrangements of electrical lines, water drains, ducting for fume hood, etc.

Refer amended page nos. 143 & 144 in Annex 02 of Addendum 01.

  
R.M.S. Bandara

Project Director

Reduction of Landslide Vulnerability by Mitigation Measures Project